



Music Virtual Learning

8th Grade Orchestra

April 28, 2020



8th Grade Orchestra

Lesson: April 28, 2020

Objective/Learning Target: “I understand the concept of syncopation and can identify rhythms that emphasize off beats or weak beats”
















Warm-Up




What does a music therapist do?

Find out on the next slide!

Interview Questions Here



Lesson



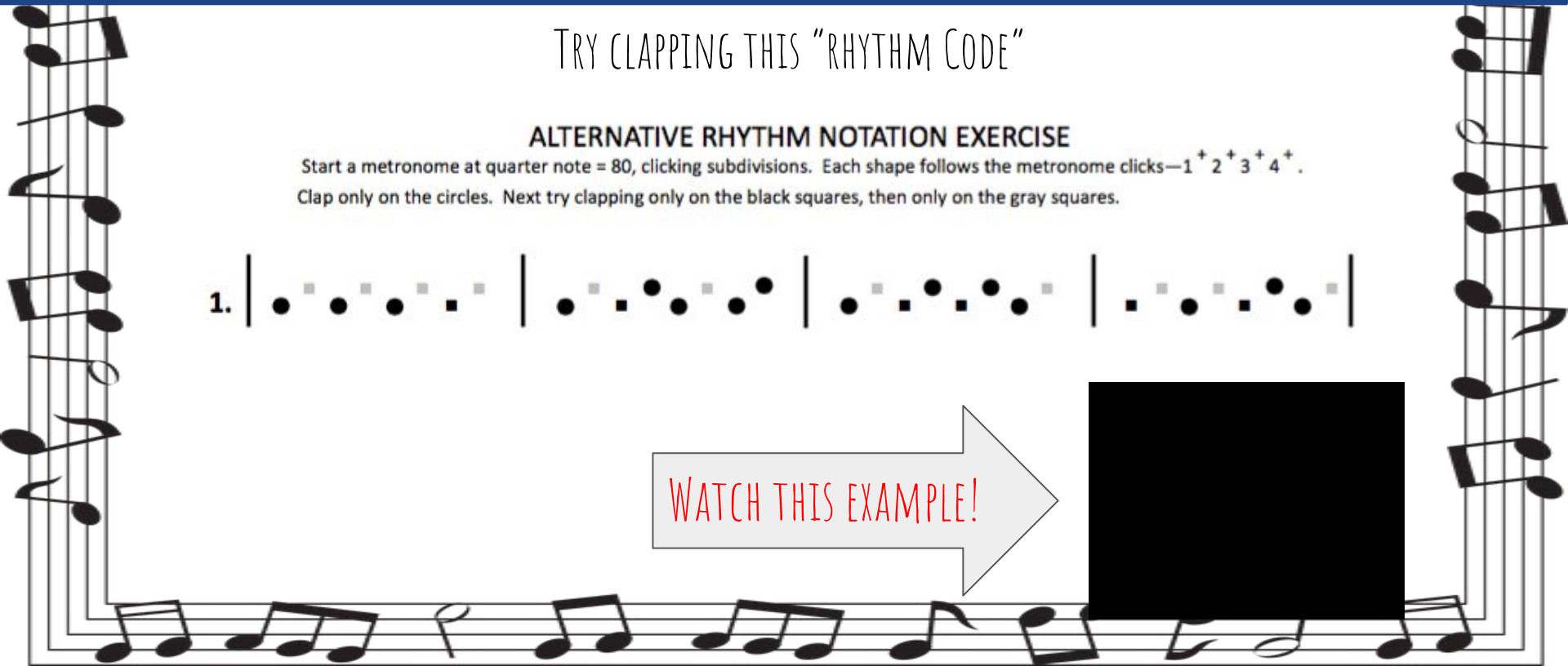
TRY CLAPPING THIS "RHYTHM CODE"

ALTERNATIVE RHYTHM NOTATION EXERCISE

Start a metronome at quarter note = 80, clicking subdivisions. Each shape follows the metronome clicks—1⁺ 2⁺ 3⁺ 4⁺.
Clap only on the circles. Next try clapping only on the black squares, then only on the gray squares.

1. | ● ● ● ■ | ● ■ ● ● ● | ● ■ ● ■ ● ■ | ■ ● ■ ● ● ■ |

WATCH THIS EXAMPLE!



MORE PRACTICE!

(THIS TIME - GRAB YOUR INSTRUMENT! TRY TO PLAY (OR PIZZ) ONLY ON CIRCLES, THEN GRAY SQUARES, THEN BLACK SQUARES. USE A METRONOME!!)

2. | ■ ■ ● ● ● ■ | ● ● ● ■ ● ● | ● ■ ● ■ ■ ● | ■ ■ ● ● ● ■ |

3. | ● ● ● ● ■ ■ | ● ● ■ ■ ● ■ | ● ■ ● ● ● ■ | ● ■ ● ● ● ■ |



SYNCOPATION

DEFINITION OF SYNCOPATION. 1
: A TEMPORARY DISPLACEMENT
OF THE REGULAR METRICAL
ACCENT IN MUSIC CAUSED
TYPICALLY BY STRESSING THE
WEAK BEAT.

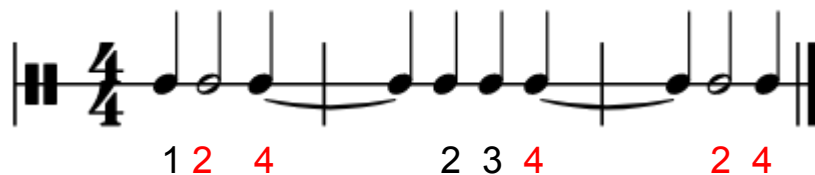
IN OTHER WORDS, WE ARE PLAYING OR
ACCENTING WHAT WOULD NORMALLY BE THE
WEAK BEATS.



IF YOU REMEMBER FROM LAST WEEK, THE STRONG BEATS ARE ALWAYS ON 1 (AND ALSO 3 WHEN IN 4/4).

IN THIS EXAMPLE, TIES AND HALF NOTES SHOW EMPHASIS ON THE 2ND AND 4TH BEATS.

TIES AND WEAK BEATS




OFF BEATS

OFF BEATS ARE USUALLY ON THE WEAK BEATS OF THE MEASURE (2 AND 4) OR ON THE "AND" OF THE BEAT. TRY SAYING THE COUNTS OUT LOUD AND CLAPPING ON THE RED BEATS.

1 2 + 3 4 1 2 + 3 4

1 + 2 + 3 + 4 + 1 + 2 + 3 + 4 +

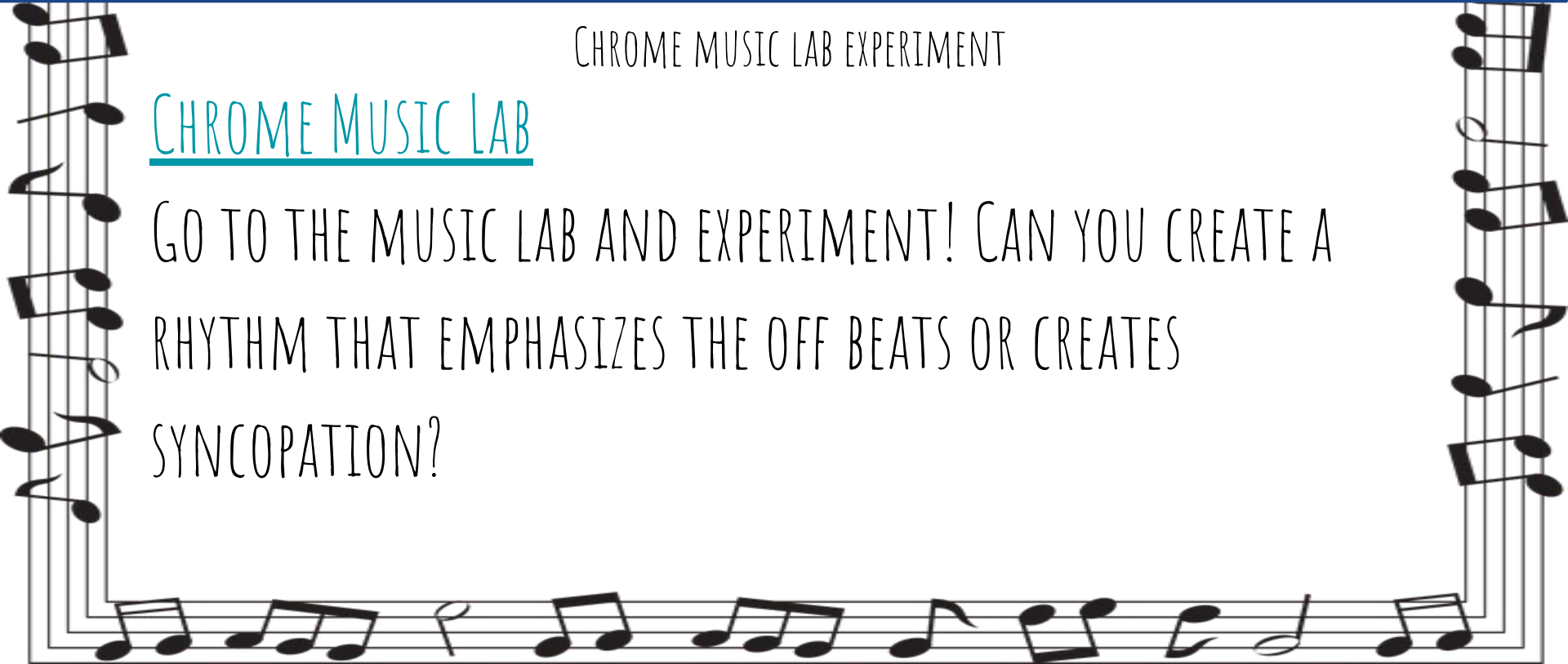
1 + 2 + 3 + 4 + 1 + 2 + 3 + 4 +



CHROME MUSIC LAB EXPERIMENT

CHROME MUSIC LAB

GO TO THE MUSIC LAB AND EXPERIMENT! CAN YOU CREATE A RHYTHM THAT EMPHASIZES THE OFF BEATS OR CREATES SYNCOPATION?



LET'S REVIEW FROM LAST WEEK!

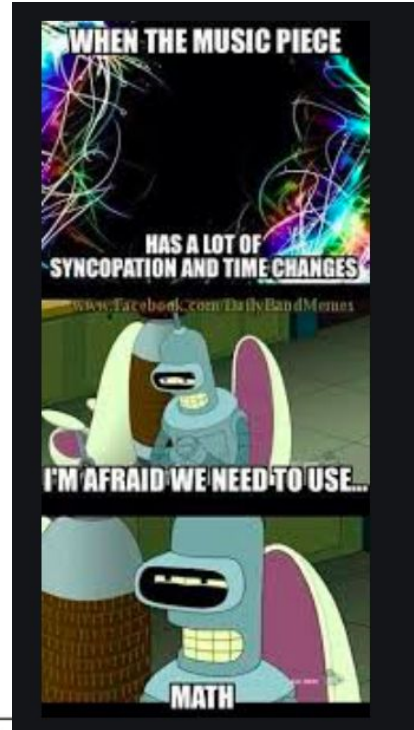


DOTTED RHYTHMS AND TIES

BREAKING DOWN NOTE VALUE



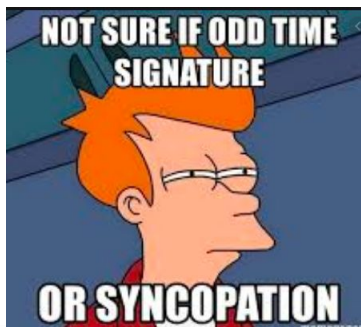
$\text{d.} = \text{note} + \text{note}$	$\text{d.} = \text{note} + \text{note} + \text{note}$
$\text{d.} = \text{note} + \text{note}$	$\text{d.} = \text{note} + \text{note} + \text{note}$
$\text{d.} = \text{note} + \text{note}$	$\text{d.} = \text{note} + \text{note} + \text{note}$



SYNCOPATION EXAMPLE AND WORKSHEET

SYNCOPATION WORKSHEET

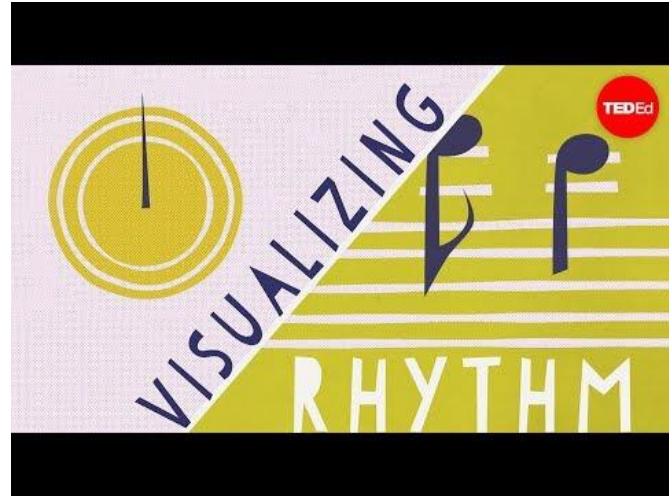
WATCH THE
VIDEO, THEN TRY
BREAKING DOWN
THE RHYTHM!



A screenshot of a Google Drive folder containing a PDF file named "RhyWkstht.pdf". The PDF is open, showing musical notation examples with syncopation. The notation includes five staves with various rhythmic patterns and time signatures (2/4, 3/4, 4/4, C, 3/4). A "ScreenCastify - Screen Video Recorder" watermark is visible at the bottom of the PDF.

RHYTHM CAN BE VIEWED IN MANY DIFFERENT WAYS. THIS VIDEO SHOWS A DIFFERENT WAY TO LOOK AT RHYTHM AND HOW RHYTHM IS USED IN THE MUSIC OF VARIOUS CULTURES.

RHYTHM ADDS VARIETY!!



Review



RHYTHM SKILLS PRACTICE

- CHOOSE ONE OF THE "OFFBEATS AND DOTS" OR SYNCOPATIONS OPTIONS.. VERY TRICKY BUT GOOD PRACTICE!

Additional Materials



FOR MORE PRACTICE/EXPLANATION:

[GET RHYTHM: ALL ABOUT SYNCOPATION](#)

[SYNCOPATION MADE EASY!](#)

[SYNCOPATED EIGHTH NOTE RHYTHM WORKSHEET – THE SHED](#)

[SYNCOPATION WORKSHEET](#)

Self-Assessment



FIND A SONG THAT HAS SYNCOPATION! TRY TO CLAP A STEADY BEAT, AND NOTICE WHEN THE MELODY OR BACKGROUND RHYTHMS EMPHASIZE THE OFF BEATS OR WEAK BEATS!

HERE ARE SOME IDEAS:

"HAPPY" BY PHARRELL WILLIAMS

"MY GIRL" BY THE TEMPTATIONS

"STAYIN' ALIVE" BY THE BEE GEES

"ATTENTION" BY CHARLIE PUTH

"OLD TOWN ROAD"

ETC!!

